


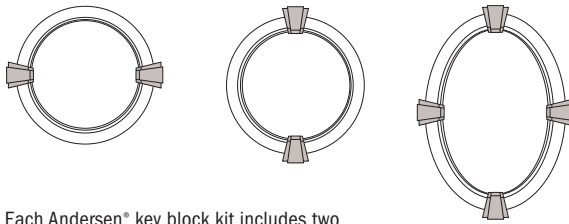
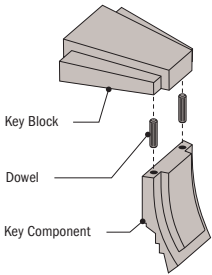


Table of Circle Window Sizes

Scale $\frac{1}{8}" (3) = 1'-0" (305) - 1:96$

Window Dimension	2'-0 $\frac{1}{8}"$ (613)	2'-4 $\frac{3}{8}"$ (721)	2'-11 $\frac{15}{16}"$ (913)
Minimum Rough Opening	2'-0 $\frac{5}{8}"$ (625)	2'-4 $\frac{7}{8}"$ (733)	3'-0 $\frac{1}{2}"$ (927)
Unobstructed Glass	19 $\frac{3}{4}"$ (502)	24" (610)	31 $\frac{9}{16}"$ (802)
	 CIR20	 CIR24	 CIR30



Each Andersen® key block kit includes two key blocks and two key components.

• "Window Dimension" always refers to outside frame-to-frame dimension.
• "Minimum Rough Opening" dimensions may need to be increased to allow for use of building wraps, flashing, sill panning, brackets, fasteners or other items.
• Dimensions in parentheses are in millimeters.