



# Deck and Railing

2025 Catalog



*Transforming the Outdoor Living Experience®*



# Table of Contents

## Decking

4-5 .....	Stock Decking
6-9 .....	Advanced PVC Decking
10-14 .....	Composite Decking

## Railing

15 .....	Westbury Railing
17 .....	Stock Railing
19-20 .....	Tuscany Series
21-22 .....	Veranda Series
23-24 .....	Montego Series
25-27 .....	Rivera Series
28-29 .....	VertiCable Series
30-35 .....	Bella Cavo Series
36 .....	Screen Rail Series
37 .....	Gates and Hardware
38 .....	ADA Railing
39 .....	Drink Rail
40 .....	Rail Mounts
41-46 .....	Posts and Accessories



# TimberTech®

## #1 in premium decking

With the highest quality decking and railing, plus outstanding service, TimberTech is the go-to choice for contractors and homeowners.







## Unrivaled real wood looks

The most convincing aesthetics with more colors and textures than any other brand



## Proprietary technology

Industry-leading tech for a cooler touch and top-rated fire resistance



## Sustainably made

With up to 85% recycled materials, our decking is more sustainable than wood






# Stock Decking


## TERRAIN+ COLLECTION™ Subtle Wood Grain



For clients that want maximum style for their dollar, we offer the new Terrain+ Collection. It features the same lightweight, scalloped profile, but with an updated color palette. Thanks to new and improved color blending technology, these boards deliver sophisticated colors with a subtle grain pattern like sanded White oak and walnut for a versatile, natural wood look.



WEATHERED OAK



NATURAL WHITE OAK

PRODUCT DESCRIPTION	TimberTech Model Number		
	12'	16'	20'
<b>TERRAIN+ COLLECTION</b>			
1 x 6 Grooved Natural White Oak	TCGV5412NW	TCGV5416NW	TCGV5420NW
1 x 6 Square-Shouldered Natural White Oak	—	Express Ship	TC5420NW
1 x 6 Grooved Weathered Oak	TCGV5412WO	TCGV5416WO	TCGV5420WO
1 x 6 Square-Shouldered Weathered Oak	—	Express Ship	TC5420WO
<b>TERRIAN+ FASCIA</b>			
12" Fascia Natural White Oak	FBTC12NW	—	—
12" Fascia Weathered Oak	FBTC12WO	—	—
<b>TERRIAN+ RISER</b>			
7-1/4" Riser Natural White Oak	TCRISERNW	—	—
7-1/4" Riser Weathered Oak	TCRISERWO	—	—

### PROFILE OPTIONS

#### STANDARD



#### RISER



#### FASCIA







# Stock Decking

## PRIME+ COLLECTION®



### Timeless Wood Grain

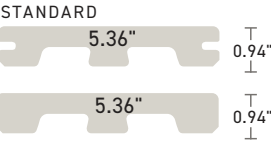
Opt for a simple, traditional wood look with the natural, inviting colors and textured straight grain pattern of the Prime+ Collection. The authentic wood styling, minimal maintenance needs, and attainable price point make this collection the ideal choice for clients looking to upgrade from wood.

PRODUCT DESCRIPTION	TimberTech Model Number		
	12'	16'	20'
<b>PRIME+ COLLECTION</b>			
1 x 6 Grooved Coconut Husk	PRGV5412CH	PRGV5416CH	PRGV5420CH
1 x 6 Square-Shouldered Coconut Husk	—	Express Ship	PR5420CH
1 x 6 Grooved Sea Salt Gray	PRGV5412ST	PRGV5416ST	PRGV5420ST
1 x 6 Square-Shouldered Sea Salt Gray	—	Express Ship	PR5420ST
<b>PRIME+ FASCIA</b>			
12" Fascia Coconut Husk	FBE12CH	—	—
12" Fascia Sea Salt Gray	FBE12ST	—	—
<b>PRIME+ RISER</b>			
7-1/4" Riser Coconut Husk	ERISERCH	—	—
7-1/4" Riser Sea Salt Gray	ERISERST	—	—



COCONUT HUSK®      SEA SALT GRAY

### PROFILE OPTIONS







# Our most realistic wood looks with unparalleled performance

**TOP-RATED FIRE RESISTANCE** Class A Flame Spread Rating, WUI-compliance, or both

**SUSTAINABLE** Made in the USA from approximately 60% recycled material

**SUPER DURABLE** Highly moisture-resistant & won't splinter, crack, peel, or rot

**LOW MAINTENANCE** No sanding, staining, or sealing—ever

**FADE RESISTANT** Maintains its rich color for decades\*

**FRIENDLIER TO BARE FEET** Up to 30° cooler & up to 40% better traction than the competition\*\*

**INDUSTRY-LEADING WARRANTIES** 50-Year Fade & Stain and Lifetime Product Limited Warranties

**DESIGN VERSATILITY** Multiwidth Decking options and heat-bending capabilities

Vintage Collection® in Multiwidth Weathered Teak®  
Impression Rail Express®, Modern Top Rail


\*Depending on environmental conditions, TimberTech Composite Deck colors may appear to change over time as part of the natural weathering process consistent with the warranty guarantees where applicable. \*\*Although TimberTech PVC Decking is cooler to the touch than many other deck board products, all decking products will get hot in the sun. Additionally, the darker the decking color, the hotter it will feel. For hotter climates, consider choosing a lighter color.




## VINTAGE COLLECTION®

### Exotic Hardwoods


Give your clients the look of sought-after premium hardwoods like ipe, mahogany, and teak with the Vintage Collection. Featuring a refined wire-brushed finish and multi-tonal color blending with highlights and lowlights, this collection delivers a truly authentic wood look.




COASTLINE®




ENGLISH WALNUT®




MAHOGANY



WEATHERED TEAK®



DARK HICKORY



CYPRESS®

## CLASS A FLAME SPREAD INDEX & WUI-COMPLIANT

### FOR HOMES IN FIRE ZONES

With a Class A Flame Spread Index rating and WUI compliance, the Vintage Collection is our best choice for homes in fire zones.

## MULTIWIDTH DECKING

### FOR DESIGN FLEXIBILITY

For design-forward clients, choose from narrow (3.5"), standard (5.5"), and wide (7.25") width deck boards to create a curated design. Available with all colors in the Vintage Collection.







## MAX DECKING

### FOR WIDER JOIST SPANS

MAX boards are 1.5" thick and can span up to 24" on center, making them ideal for docks, boardwalks, and many decking applications. Available in Coastline.

PRODUCT DESCRIPTION	TimberTech Model Number		
	12'	16'	20'
<b>VINTAGE COLLECTION®</b>			
1 x 4 Square-Shouldered Coastline	—	ADB13516CS	ADB13520CS
1 x 6 Square-Shouldered Coastline	—	ADB15516CS	ADB15520CS
2 x 6 Square-Shouldered Coastline MAX	ADB25512CS	ADB25516CS	ADB25520CS
1 x 6 Grooved Coastline	AGB15512CS	AGB15516CS	AGB15520CS
1 x 8 Square-Shouldered Coastline	—	ADB172516CS	ADB172520CS
1 x 4 Square-Shouldered English Walnut	—	ADB13516EW	ADB13520EW
1 x 6 Square-Shouldered English Walnut	—	ADB15516EW	ADB15520EW
1 x 6 Grooved English Walnut	AGB15512EW	AGB15516EW	AGB15520EW
1 x 8 Square-Shouldered English Walnut	—	ADB172516EW	ADB172520EW
1 x 4 Square-Shouldered Weathered Teak	—	ADB13516WT	ADB13520WT
1 x 6 Square-Shouldered Weathered Teak	—	ADB15516WT	ADB15520WT
1 x 6 Grooved Weathered Teak	AGB15512WT	AGB15516WT	AGB15520WT
1 x 8 Square-Shouldered Weathered Teak	—	ADB172516WT	ADB172520WT
1 x 4 Square-Shouldered Mahogany	—	ADB13516MH	ADB13520MH
1 x 6 Square-Shouldered Mahogany	—	ADB15516MH	ADB15520MH
1 x 6 Grooved Mahogany	AGB15512MH	AGB15516MH	AGB15520MH
1 x 8 Square-Shouldered Mahogany	—	ADB172516MH	ADB172520MH
1 x 4 Square-Shouldered Dark Hickory	—	ADB13516DH	ADB13520DH
1 x 6 Square-Shouldered Dark Hickory	—	ADB15516DH	ADB15520DH
1 x 6 Grooved Dark Hickory	AGB15512DH	AGB15516DH	AGB15520DH
1 x 8 Square-Shouldered Dark Hickory	—	ADB172516DH	ADB172520DH
1 x 4 Square-Shouldered Cypress	—	ADB13516CY	ADB13520CY
1 x 6 Square-Shouldered Cypress	—	ADB15516CY	ADB15520CY
1 x 6 Grooved Cypress	AGB15512CY	AGB15516CY	AGB15520CY
1 x 8 Square-Shouldered Cypress	—	ADB172516CY	ADB172520CY
<b>VINTAGE FASCIA</b>			
12" Fascia Coastline	ADR5117512CS	—	—
12" Fascia English Walnut	ADR5117512EW	—	—
12" Fascia Weathered Teak	ADR5117512WT	—	—
12" Fascia Mahogany	ADR5117512MH	—	—
12" Fascia Dark Hickory	ADR5117512DH	—	—
12" Fascia Cypress	ADR5117512CY	—	—

## PROFILE OPTIONS

NARROW	STANDARD	WIDE
3.5" 	5.5" 	7.25" 
	5.5" 	
	MAX 5.5" 	
	FASCIA 11.75" 	



# LANDMARK COLLECTION®

## Crosscut Hardwoods


For a look that resembles popular hardwoods like White oak and walnut, choose the Landmark Collection. Featuring a crosscut cathedral grain with a matte finish and cascading color blending, this collection is perfect for clients looking for a character-rich style.



FRENCH  
WHITE OAK®

CASTLE GATE™

AMERICAN  
WALNUT®



BOARDWALK®

# HARVEST COLLECTION®

## Refined Cathedral Grain

Introduce your clients to the inviting versatility of the Harvest Collection, featuring an attractive cathedral grain and soft, solid colors that suit a range of styles.



BROWNSTONE

SLATE GRAY

KONA®


## WUI-COMPLIANT

### FOR HOMES IN FIRE ZONES

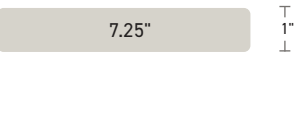
With WUI compliance, the Harvest Collection is a better choice for homes in fire zones.

### PROFILE OPTIONS

#### STANDARD



#### WIDE



#### MAX



#### FASCIA



PRODUCT DESCRIPTION	TimberTech Model Number		
	12'	16'	20'
LANDMARK COLLECTION			
1 x 6 Square-Shouldered Castle Gate™	—	ADB15516CG	ADB15520CG
1 x 6 Grooved Castle Gate™	AGB15512CG	AGB15516CG	AGB15520CG
1 x 6 Square-Shouldered American Walnut™	—	ADB15516AW	ADB15520AW
1 x 6 Grooved American Walnut™	AGB15512AW	AGB15516AW	AGB15520AW
1 x 6 Square-Shouldered French White Oak®	—	ADB15516FW	ADB15520FW
1 x 6 Grooved French White Oak®	AGB15512FW	AGB15516FW	AGB15520FW
1 x 6 Square-Shouldered Boardwalk®	—	ADB15516BD	ADB15520BD
1 x 6 Grooved Boardwalk®	AGB15512BD	AGB15516BD	AGB15520BD
LANDMARK FASCIA			
12" Fascia Castle Gate™	ADR5117512CG	—	—
12" Fascia American Walnut™	ADR5117512AW	—	—
12" Fascia French White Oak®	ADR5117512FW	—	—
12" Fascia Boardwalk®	ADR5117512BD	—	—


## CLASS A FLAME SPREAD INDEX & WUI-COMPLIANT

### FOR HOMES IN FIRE ZONES

With a Class A Flame Spread Index rating and WUI compliance, the Vintage Collection is our best choice for homes in fire zones.

### PROFILE OPTIONS

#### STANDARD



#### FASCIA



PRODUCT DESCRIPTION	TimberTech Model Number		
	12'	16'	20'
HARVEST COLLECTION			
1 x 6 Square-Shouldered Brownstone	ADCB15512BS	ADCB15516BS	ADCB15520BS
1 x 6 Grooved Brownstone	AGB15512BS	AGB15516BS	AGB15520BS
1 x 8 Square-Shouldered Brownstone	—	ADCB172516BS	ADCB172520BS
1 x 6 Square-Shouldered Slate Gray	ADCB15512SG	ADCB15516SG	ADCB15520SG
1 x 6 Grooved Slate Gray	AGB15512SG	AGB15516SG	AGB15520SG
1 x 8 Square-Shouldered Slate Gray	—	ADCB172516SG	ADCB172520SG
2 x 6 Square-Shouldered Slate Gray MAX	ADCB25512SG	ADCB25516SG	ADCB25520SG
1 x 6 Square-Shouldered Kona®	—	ADB15516KOAAT	ADB15520KOAAT
HARVEST FASCIA			
12" Fascia Brownstone	ADCR5117512BS	—	—
12" Fascia Slate Gray	ADCR5117512SG	—	—
12" Fascia Kona®	ADR5117512KOAAT	—	—

## MULTIWIDTH DECKING

### FOR DESIGN FLEXIBILITY

Slate Gray and Brownstone are available in both standard (5.5") and wide (7.25") widths for curated design options. Kona only available in standard width.

## MAX DECKING

### FOR WIDER JOIST SPANS

MAX boards are 1.5" thick and can span up to 24" on center, making them ideal for docks, boardwalks, and many decking applications. Available in Slate Gray.






Porch Collection in English Walnut®  
Classic Composite Series Drink Rail

## PORCH COLLECTION

### Hardwoods & Stained Wood


Bring all the real wood looks and performance benefits of TimberTech Advanced PVC Decking to your clients' porches. The innovative tongue-and-groove installation of our Porch Collection allows for smaller gaps between boards—delivering a traditional hardwood flooring look your clients will love.




SLATE GRAY




©OYSTER




MAHOGANY




DARK HICKORY




COASTLINE®



WEATHERED  
TEAK®



CYPRESS®



ENGLISH  
WALNUT®

PRODUCT DESCRIPTION	TimberTech Model Number		
	10'	12'	16'
<b>ADVANCED PVC PORCH</b>			
1 x 4 T&G Porch Slate Gray	ADCP13510SG	ADCP13512SG	ADCP13516SG
1 x 4 T&G Porch Oyster	—	ADP13512OR	ADP13516OR
1 x 6 T&G Porch Mahogany	—	ADP15512MH	ADP15516MH
1 x 4 T&G Porch Mahogany	—	ADP13512MH	ADP13516MH
1 x 6 T&G Porch Dark Hickory	—	ADP15512DH	ADP15516DH
1 x 4 T&G Porch Dark Hickory	—	ADP13512DH	ADP13516DH
1 x 6 T&G Porch Coastline	—	ADP15512CS	ADP15516CS
1 x 4 T&G Porch Coastline	—	ADP13512CS	ADP13516CS
1 x 6 T&G Porch Weathered Teak	—	ADP15512WT	ADP15516WT
1 x 4 T&G Porch Weathered Teak	—	ADP13512WT	ADP13516WT
1 x 4 T&G Porch Cypress	—	ADP13512CY	ADP13516CY
1 x 6 T&G Porch Cypress	—	ADP15512CY	ADP15516CY
1 x 4 T&G Porch English Walnut	—	ADP13512EW	ADP13516EW
1 x 6 T&G Porch English Walnut	—	ADP15512EW	ADP15516EW

Extended lead times may apply to certain geographies.

## MULTIWIDTH PORCH BOARDS

### FOR DESIGN FLEXIBILITY

Standard-width (3.125") width boards available in all colors. Wide-width (5.5") porch boards available in Coastline, Cypress, Dark Hickory, English Walnut, Mahogany, and Weathered Teak for curated design options.

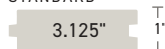
## WUI-COMPLIANT

### FOR HOMES IN FIRE ZONES

With WUI compliance, the Porch Collection is a better choice for homes in fire zones.

### PROFILE OPTIONS

#### STANDARD



#### WIDE







# Composite in a class of its own, with unmatched wood looks

**DURABLE** Won't split, splinter, or rot

**LOW MAINTENANCE** No sanding, staining, or sealing—ever

**FADE RESISTANT** Maintains its rich color for decades\*

**MOISTURE RESISTANT** Protected from mold, mildew, and rot

**WARRANTY PROTECTION** 30- and 25-year limited warranties that vary by collection\*\*

**SUSTAINABLE** Made in the USA from approximately 85% recycled material

**BETTER SIDED CAPPING MAKES THE DIFFERENCE**

Four-sided capping for superior moisture resistance

Three-sided capping for excellent moisture resistance

**COLLECTIONS**

Legacy, Reserve, Terrain+™, Terrain®

Prime+®, Prime, Premier

Legacy Collection in Ashwood & Espresso  
Impression Rail Express®, Modern Top Rail

\*Depending on environmental conditions, TimberTech Composite Deck colors may appear to change over time as part of the natural weathering process consistent with the warranty guarantees where applicable. \*\*TimberTech Prime+, Prime, and Premier Collections are covered by a 25-Year Limited Product Warranty and a 25-Year Fade & Stain Limited Warranty. The proprietary capping on the Prime+, Prime, and Premier Collections does not feature Mold Guard Technology.



## LEGACY COLLECTION



### Hand-Scraped Finish

Choose the Legacy Collection for an artisanal, craftsman-inspired look. With cascading hues, a textured, hand-scraped finish, and a variable grain pattern, each board is unique—perfect for clients wanting a one-of-a-kind deck.



ESPRESSO™



WHITEWASH CEDAR®




MOCHA



PECAN



TIGERWOOD



ASHWOOD

## RESERVE COLLECTION



### Reclaimed Wood

For clients looking to capture the character-rich look and feel of reclaimed wood, go with the Reserve Collection. These boards feature bold, cascading colors, a rustic cathedral grain, and a wire-brushed finish.




DRIFTWOOD



DARK ROAST®



ANTIQUE LEATHER®



RECLAIMED CHESTNUT™

## WUI-COMPLIANT FIRE-RESISTANT SKUS

### FOR HOMES IN FIRE ZONES

The fire-resistant (FR) SKUs of the Reserve Collection are WUI-compliant, making them a better choice for fire zones.

PRODUCT DESCRIPTION	TimberTech Model Number		
	12'	16'	20'
<b>LEGACY COLLECTION</b>			
1 x 6 Grooved Espresso	LCGV5412E	LCGV5416E	LCGV5420E
1 x 6 Square-Shouldered Espresso	—	LC5416E	LC5420E
1 x 6 Grooved Whitewash Cedar	LCGV5412WC	LCGV5416WC	LCGV5420WC
1 x 6 Square-Shouldered Whitewash Cedar	—	LC5416WC	LC5420WC
1 x 6 Grooved Mocha	LCGV5412M	LCGV5416M	LCGV5420M
1 x 6 Square-Shouldered Mocha	—	LC5416M	LC5420M
1 x 6 Grooved Pecan	LCGV5412P	LCGV5416P	LCGV5420P
1 x 6 Square-Shouldered Pecan	—	LC5416P	LC5420P
1 x 6 Grooved Tigerwood	LCGV5412TW	LCGV5416TW	LCGV5420TW
1 x 6 Square-Shouldered Tigerwood	—	LC5416TW	LC5420TW
1 x 6 Grooved Ashwood	LCGV5412AW	LCGV5416AW	LCGV5420AW
1 x 6 Square-Shouldered Ashwood	—	LC5416AW	LC5420AW

<b>LEGACY FASCIA</b>			
12" Fascia Espresso	FBLC12E	—	—
12" Fascia Whitewash Cedar	FBLC12WC	—	—
12" Fascia Mocha	FBLC12M	—	—
12" Fascia Pecan	FBLC12P	—	—
12" Fascia Tigerwood	FBLC12TW	—	—
12" Fascia Ashwood	FBLC12AW	—	—

<b>LEGACY RISER</b>			
7-1/4" Riser Espresso	LCRISERE	—	—
7-1/4" Riser Whitewash Cedar	LCRISERWC	—	—
7-1/4" Riser Mocha	LCRISERM	—	—
7-1/4" Riser Pecan	LCRISERP	—	—
7-1/4" Riser Tigerwood	LCRISERTW	—	—
7-1/4" Riser Ashwood	LCRISERAW	—	—

### PROFILE OPTIONS

STANDARD		RISER	
5.36"	0.94"	7.25"	.575"
5.36"	FASCIA 0.94"	11.95"	.575"

PRODUCT DESCRIPTION	TimberTech Model Number		
	12'	16'	20'
<b>RESERVE COLLECTION</b>			
1 x 6 Grooved Driftwood	RCGV5412DW	RCGV5416DW	RCGV5420DW
1 x 6 Square-Shouldered Driftwood	—	RC5416DW	RC5420DW
1 x 6 Grooved Antique Leather	RCGV5412AL	RCGV5416AL	RCGV5420AL
1 x 6 Square-Shouldered Antique Leather	—	RC5416AL	RC5420AL
1 x 6 Grooved Dark Roast	RCGV5412DR	RCGV5416DR	RCGV5420DR
1 x 6 Square-Shouldered Dark Roast	—	RC5416DR	RC5420DR
1 x 6 Grooved Reclaimed Chestnut	RCGV5412RC	RCGV5416RC	RCGV5420RC
1 x 6 Square-Shouldered Reclaimed Chestnut	—	RC5416RC	RC5420RC

<b>RESERVE FASCIA</b>			
12" Fascia Driftwood	FBRC12DW	—	—
12" Fascia Antique Leather	FBRC12AL	—	—
12" Fascia Dark Roast	FBRC12DR	—	—
12" Fascia Reclaimed Chestnut	FBRC12RC	—	—

<b>RESERVE RISER</b>			
7-1/4" Riser Driftwood	RCRISERDW	—	—
7-1/4" Riser Antique Leather	RCRISERAL	—	—
7-1/4" Riser Dark Roast	RCRISERDR	—	—
7-1/4" Riser Reclaimed Chestnut	RCRISERRC	—	—

### PROFILE OPTIONS

STANDARD		RISER	
5.36"	0.94"	7.25"	.575"
5.36"	FASCIA 0.94"	11.95"	.575"



New


Terrain+ Collection in Dark Oak, Classic Composite Series with Premier Top Rail

## TERRAIN+ COLLECTION™




### Subtle Wood Grain


For clients that want maximum style for their dollar, we offer the new Terrain+ Collection. It features the same lightweight, scalloped profile, but with an updated color palette. Thanks to new and improved color blending technology, these boards deliver sophisticated colors with a subtle grain pattern like sanded White oak and walnut for a versatile, natural wood look.



WEATHERED OAK



NATURAL WHITE OAK




DARK OAK

PRODUCT DESCRIPTION	TimberTech Model Number		
	12'	16'	20'
<b>TERRAIN+ COLLECTION</b>			
1 x 6 Grooved Natural White Oak	TCGV5412NW	TCGV5416NW	TCGV5420NW
1 x 6 Square-Shouldered Natural White Oak	—	TC5416NW	TC5420NW
1 x 6 Grooved Weathered Oak	TCGV5412WO	TCGV5416WO	TCGV5420WO
1 x 6 Square-Shouldered Weathered Oak	—	TC5416WO	TC5420WO
1 x 6 Grooved Dark Oak	TCGV5412DO	TCGV5416DO	TCGV5420DO
1 x 6 Square-Shouldered Dark Oak	—	TC5416DO	TC5420DO
<b>TERRAIN+ FASCIA</b>			
12" Fascia Natural White Oak	FBTC12NW	—	—
12" Fascia Weathered Oak	FBTC12WO	—	—
12" Fascia Dark Oak	FBTC12DO	—	—
<b>TERRAIN+ RISER</b>			
7-1/4" Riser Natural White Oak	TCRISERNW	—	—
7-1/4" Riser Weathered Oak	TCRISERWO	—	—
7-1/4" Riser Dark Oak	TCRISERDO	—	—

### PROFILE OPTIONS


#### STANDARD



#### RISER



#### FASCIA





## TERRAIN® COLLECTION



### Rugged Cathedral Grain

Embrace a timeless, authentic wood look with the subtle coloring and rugged cathedral grain of the Terrain Collection. Clients can choose from boards with varied color blending or those with a solid, stained wood look. Plus, with their scalloped profile, these boards are lighter in weight for easier installation.



BROWN OAK

SILVER MAPLE

For additional colors, visit [TimberTech.com](https://www.timbertech.com).

PRODUCT DESCRIPTION	TimberTech Model Number		
	12'	16'	20'
<b>TERRAIN COLLECTION™</b>			
1 x 6 Grooved Brown Oak	TCGV5412BO	TCGV5416BO	TCGV5420BO
1 x 6 Square-Shouldered Brown Oak	—	TC5416BO	TC5420BO
1 x 6 Grooved Silver Maple	TCGV5412SM	TCGV5416SM	TCGV5420SM
1 x 6 Square-Shouldered Silver Maple	—	TC5416SM	TC5420SM
<b>TERRAIN FASCIA</b>			
12" Fascia Brown Oak	FBTC12BO	—	—
12" Fascia Silver Maple	FBTC12SM	—	—
<b>TERRAIN RISER</b>			
7-1/4" Riser Brown Oak	TCRISERBO	—	—
7-1/4" Riser Silver Maple	TCRISERSM	—	—

### PROFILE OPTIONS

<b>STANDARD</b>		<b>RISER</b>	
	5.36"		7.25"
	0.94"		.575"
	5.36"		11.95"
	0.94"		.575"

## PREMIER COLLECTION\*



### Painted Wood

For an opaque stained or painted wood look in a solid-profile board, introduce clients to the Premier Collection, which features earthy, vivid wood stain colors and a subtle straight grain pattern.



MARITIME GRAY™

DARK TEAK™

Availability varies by region.

PRODUCT DESCRIPTION	TimberTech Model Number		
	12'	16'	20'
<b>PREMIER COLLECTION</b>			
1 x 6 Grooved Dark Teak	EFGV5412DT	EFGV5416DT	EFGV5420DT
1 x 6 Square-Shouldered Dark Teak	—	EF5416DT	EF5420DT
1 x 6 Grooved Maritime Gray	EFGV5412MG	EFGV5416MG	EFGV5420MG
1 x 6 Square-Shouldered Maritime Gray	—	EF5416MG	EF5420MG
<b>PREMIER FASCIA</b>			
12" Fascia Dark Teak	FBE12DT	—	—
12" Fascia Maritime Gray	FBE12MG	—	—
<b>PREMIER RISER</b>			
7-1/4" Riser Dark Teak	ERISERDT	—	—
7-1/4" Riser Maritime Gray	ERISERMG	—	—

### PROFILE OPTIONS

<b>STANDARD</b>		<b>RISER</b>	
	5.36"		7.25"
	0.89"		.575"
	5.36"		11.95"
	0.89"		.575"

Square-Shouldered boards are WUI-Compliant.



## PRIME+ COLLECTION®\*



### Timeless Wood Grain


Opt for a simple, traditional wood look with the natural, inviting colors and textured straight grain pattern of the Prime+ Collection. The authentic wood styling, minimal maintenance needs, and attainable price point make this collection the ideal choice for clients looking to upgrade from wood.



COCONUT HUSK®



SEA SALT GRAY

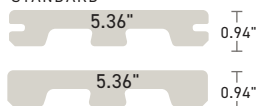


DARK COCOA

PRODUCT DESCRIPTION	TimberTech Model Number		
	12'	16'	20'
<b>PRIME+ COLLECTION</b>			
1 x 6 Grooved Coconut Husk	PRGV5412CH	PRGV5416CH	PRGV5420CH
1 x 6 Square-Shouldered Coconut Husk	—	PR5416CH	PR5420CH
1 x 6 Grooved Sea Salt Gray	PRGV5412ST	PRGV5416ST	PRGV5420ST
1 x 6 Square-Shouldered Sea Salt Gray	—	PR5416ST	PR5420ST
1 x 6 Grooved Dark Cocoa	PRGV5412DC	PRGV5416DC	PRGV5420DC
1 x 6 Square-Shouldered Dark Cocoa	—	PR5416DC	PR5420DC
<b>PRIME+ FASCIA</b>			
12" Fascia Coconut Husk	FBE12CH	—	—
12" Fascia Sea Salt Gray	FBE12ST	—	—
12" Fascia Dark Cocoa	FBE12DC	—	—
<b>PRIME+ RISER</b>			
7-1/4" Riser Coconut Husk	ERISERCH	—	—
7-1/4" Riser Sea Salt Gray	ERISERST	—	—
7-1/4" Riser Dark Cocoa	ERISERDC	—	—

### PROFILE OPTIONS


#### STANDARD



#### RISER



#### FASCIA




## PRIME COLLECTION™




### Painted Wood

The Prime Collection features the same colors as the Premier Collection, but with a scalloped board for a lighter weight without compromising a secure underfoot feel.



MARITIME GRAY™

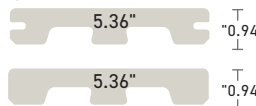


DARK TEAK™


PRODUCT DESCRIPTION	TimberTech Item Number		
	12'	16'	20'
<b>PRIME COLLECTION</b>			
1 x 6 Grooved Dark Teak	ESGV5412DT	ESGV5416DT	ESGV5420DT
1 x 6 Square-Shouldered Dark Teak	—	ES5416DT	ES5420DT
1 x 6 Grooved Maritime Gray	ESGV5412MG	ESGV5416MG	ESGV5420MG
1 x 6 Square-Shouldered Maritime Gray	—	ES5416MG	ES5420MG
<b>PRIME FASCIA</b>			
12" Fascia Dark Teak	FBE12DT	—	—
12" Fascia Maritime Gray	FBE12MG	—	—
<b>PRIME RISER</b>			
7-1/4" Riser Dark Teak	ERISERDT	—	—
7-1/4" Riser Maritime Gray	ERISERMG	—	—

### PROFILE OPTIONS

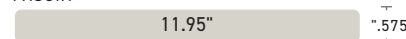
#### STANDARD



#### RISER



#### FASCIA







# *Westbury Railing*







Westbury® Aluminum Railing is  
**Six Ways Better**  
 Than Other Railing Systems:

- Proprietary 10 Step Powder Coating Process For Permanent Color and Finish
- Available In Stunning Colors and Textures
- Extremely Low Maintenance
- Designer Aesthetics To Enhance Any Deck or Porch
- Fastest Railing System To Install
- Code Approved For Residential or Commercial Construction

# Railing System Comparison Chart

Railing System	Permanent Finish	Fade Resistant	Lifetime Limited Warranty	Easy to Install	Low Maintenance	Low Installation Cost
Westbury® Aluminum	•	•	•	•	•	•
Composite	•	•	•		•	
Iron or Steel		•				
Wood						•
Vinyl	•		•	•	•	•



# Stock Tuscany(C10) Aluminum Railing Textured Black




## Tuscany Series Boxed Kit Specifications

Boxed Kits Include: Rails, Balusters, Mounts (4), and Installation Instructions .



Section Type	Length					Height	
	4'	5'	6'	7'	8'	36"	42"
Straight	•	•	•			•	
Straight w/Rail Support				•	•	•	
Stair	•		•		•	•	

Type	Height	
	37"	47"
Post	•	•



# COLORS & POWDER COATING

## Textured Colors



White Fine Texture



Grey Fine Texture



Bronze Fine Texture



Brown Fine Texture



Black Fine Texture

## Non Textured Colors



Gloss White



Gloss Beige



Sandy Shore



Ninety Bronze



Speckled Walnut



Chocolate



Satin Black

*Colors shown are a close approximation of the true color. Please request actual samples for accurate powder coating colors.*

## Exclusive Powder Coating Process

DSI is an industry leader in Powder Coated Aluminum Products. State-of-the-art technology is used to provide a high-quality and durable finish that is more resistant to the effects of impacts, chemicals, ultraviolet light, moisture, and extreme weather conditions.

The process begins with a system certified by the Powder Coating Institute (PCI) and continues with the American Architectural Manufacturers Association (AAMA) / Fenestration and Glazing Industry Alliance (FGIA) verifying our Powder Coating. These stringent processes provide homeowners with peace of mind in their investment.

Our Aluminum Lifetime Limited Warranty includes a Fade Warranty as well as a Salt and Abrasive Environments Warranty providing one of the best warranties in the industry.



**1** The raw premium-grade aluminum is inspected to be free of blemishes and is not exposed to the outdoor elements.



**2** The product enters a heated acidic cleaning stage to remove extrusion debris and fabrication oils.




**3-6** **Clean:** City water rinse  
**Cleaner:** Recycling reverse osmosis water rinse  
**Cleanest:** Pure reverse osmosis water rinse  
**Sealer:** Dried-in-place aluminum sealer



**7-8** A 200 MPH air blast removes water drops from the pre-treated aluminum. A convection oven completes the dry-off process.



**9** Powder is applied with 18 automated and 2 manual spray guns. Compressed process air is dried to -35°F Dew Point for superior adhesion.



**10** The powder coating is then bonded and adhered to the aluminum substrate in a 400 degree cure stage.






# TUSCANY

SERIES





# Tuscany Aluminum Railing



**Tuscany (C10)**  
3/4" x 3/4" Square Baluster



**Tuscany (C101)**  
3/4" Round Baluster

CCRR-0163 Complies with IBC, IRC, and FBC . Miami-Dade County Approved for 4' through 6' Sections  
. For code compliance information visit [westburyrailing.com](http://westburyrailing.com)

## Tuscany Series Boxed Kit Specifications

Boxed Kits Include: Rails, Balusters, Mounts (4), and Installation Instructions .



Section Type	Length					Height	
	4'	5'	6'	7'	8'	36"	42"
Straight	•	•	•			•	•
Straight w/Rail Support				•	•	•	•
Stair	•	•	•	•	•	•	•

## Tuscany (C10) Assembled Specifications


Sections Include: Factory Assembled Section (Compatible with Assembled Posts) and Installation Instructions . Sections are available in four Powdered Coated Colors: Black Fine Texture, Bronze Fine Texture, White Fine Texture, and Gloss White .



Section Type	Length					Height	
	4'	5'	6'	7'	8'	36"	42"
Straight		•	•			•	•
Straight w/Rail Support				•	•	•	•
Stair			•		•	•	•



3' x 3' Welded Corner



Special Order Radius Sections





# VERANDA





# Veranda Aluminum Railing



**Veranda (C70)**  
 Rail Kits with Gasket for 1/4" Tempered Glass  
 1/4" Glass Panels Ordered Separately



**Veranda (C70)**  
 Rail Kits with Gasket for 3/8" Glass  
 3/8" Glass Not Available Through DSI

CCRR-0163 Complies with IBC, IRC, and FBC . For code compliance information visit [westburyrailing.com](http://westburyrailing.com)

## Veranda Boxed Rail Kit Specifications

Boxed Kits Include: Rails, Mounts (4), and Installation Instructions . Glass Panels are ordered separately .



Section Type	Length			Height	
	4'	5'	6'	36"	42"
Straight	•	•	•	•	•
Stair	All Stair Sections are Special Order				


## 1/4" Tempered Glass Panel Specifications

Glass Panels are ordered separately .

Panel Type	Length						Height		Color		
	4' (36-1/4")	4' (42-1/4")	5' (48-1/4")	5' (54-1/4")	6' (60-1/4")	6' (66-1/4")	36" (32-1/4")	42" (38-1/4")	Clear	Grey	Bronze
Straight	•	•	•	•	•	•	•		•	Special Order	Special Order
Straight	•			•		•		•	•	Special Order	Special Order
Stair	All Stair Panels are Special Order										



**Grey or Bronze Special Order**  
**Glass Panels Available**



**Special Order Glass Panels**  
**for Stair Sections**






# MONTEGO

SERIES





# Montego Aluminum Railing



**Montego (C20)**  
Two Rail  
3/4" x 3/4" Architectural Baluster




**Montego II (C23)**  
Three Rail 3/4" x 3/4"  
Architectural Baluster

Montego Series Aluminum Railing has NOT been tested for any building codes .

## Montego (C20) Boxed Kit Specifications


Boxed Kits Include: Rails, Balusters, Mounts (4), and Installation Instructions .



Section Type	Length					Height	
	4'	5'	6'	7'	8'	36"	42"
Straight	•	•	•			•	•
Straight w/Rail Support				•	•	•	•
Stair	•	•	•	•	•	•	•

## Montego II (C23) Boxed Kit Specifications

Boxed Kits Include: Rails, Balusters, Mounts (6), and Installation Instructions .



Section Type	Length					Height	
	4'	5'	6'	7'	8'	36"	42"
Straight	•					•	•
Straight w/Rail Support		•	•	•	•	•	•
Stair	•	•	•	•	•	•	•



Special Order Two Rail Radius Section




Special Order Three Rail Radius Section





# RIVIERA SERIES





# RIVIERA SERIES



**Riviera III (C33)** 3/4" x 3/4" Square Baluster

**Riviera III (C331)** 3/4" Round Baluster




**Riviera IV (C34)** 3/4" x 3/4" Square Baluster

**Riviera IV (C341)** 3/4" Round Baluster

CCRR-0163 Complies with IBC, IRC, and FBC . Miami-Dade County Approved for 4' through 6' Sections . For code compliance information visit [westburyrailing.com](http://westburyrailing.com)

## Riviera Series Boxed Kit Specifications

Boxed Kits Include: Rails, Balusters, Mounts (6), and Installation Instructions .




Section Type	Length					Height	
	4'	5'	6'	7'	8'	36"	42"
Straight	•					•	•
Straight w/Rail Support		•	•	•	•	•	•
Stair	•	•	•	•	•	•	•



Special Order Radius Sections




# Riviera Aluminum Railing



**Riviera (C30)** 3/4" x 3/4"  
Square Baluster

**Riviera (C301)**  
3/4" Round Baluster



**Riviera R (C30R)** 3/4" x  
3/4" Square Baluster

**Riviera R (C301R)**  
3/4" Round Baluster



**Riviera I (C31)** 3/4" x 3/4"  
Square Baluster

**Riviera I (C311)**  
3/4" Round Baluster



**Riviera II (C32)** 3/4" x  
3/4" Square Baluster

**Riviera II (C321)**  
3/4" Round Baluster

CCRR-0163 Complies with IBC, IRC, and FBC . Miami-Dade County Approved for 4' through 6' Sections  
 . For code compliance information visit [westburyrailing.com](http://westburyrailing.com)

## Riviera Series Boxed Kit Specifications

Boxed Kits Include: Rails, Balusters, Mounts (6), and Installation Instructions .



Section Type	Length					Height	
	4'	5'	6'	7'	8'	36"	42"
Straight	•					•	•
Straight w/Rail Support		•	•	•	•	•	•
Stair	•	•	•	•	•	•	•





# VERTICABLE®





# VertiCable® Aluminum Railing



**VertiCable (C80) with Mounts**  
5/8" Round Baluster  
1/8" Stainless Steel Cable

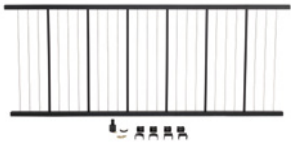


**VertiCable (C80) without Mounts**  
5/8" Round Baluster  
1/8" Stainless Steel Cable

CCRR-0163 Complies with IBC, IRC, and FBC . For code compliance information visit [westburyrailing.com](http://westburyrailing.com)

## VertiCable (C80) Section with Mounts Specifications

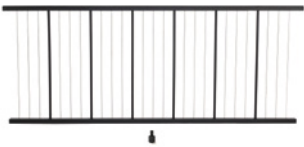
Sections Include: Factory Assembled Section, Mounts (4), and Installation Instructions .



Section Type	Length					Height	
	4'	5'	6'	7'	8'	36"	42"
Straight w/Aluminum Balusters	•	•	•			•	
Straight w/Aluminum Balusters and Rail Support				•	•	•	
Straight w/Stainless Steel Balusters	•	•	•				•
Stair w/Stainless Steel Balusters	•	•	•			•	•

## VertiCable (C80) Section without Mounts Specifications

Sections Include: Factory Assembled Section (Compatible with Assembled Posts) and Installation Instructions .  
Sections are available in four Powdered Coated Colors: Black Fine Texture, Bronze Fine Texture, White Fine Texture, and Gloss White .



Section Type	Length					Height	
	4'	5'	6'	7'	8'	36"	42"
Straight w/Aluminum Balusters	•	•	•			•	
Straight w/Aluminum Balusters and Rail Support				•	•	•	
Stair w/Stainless Steel Balusters	•		•			•	





# BELLA CAVO

TM

CABLE RAILING





# BELLA CAVO™

## CABLE RAILING

The Bella Cavo C90 one-rail system is a contemporary horizontal cable railing designed to bring sleek style and functionality to any outdoor space. Featuring a sturdy top rail and 316L marine-grade stainless steel cables, this minimalist system offers an unobstructed view and a modern aesthetic, perfect for enhancing decks and balconies.

### BELLA CAVO (C90)



6' x 42" T Section Shown

### Product Details

Models	Section Type	Straight Section Lengths	Infill	Stair Section Lengths	Heights	Kits Include	Cables per Section
Bella Cavo (C90)	Boxed Kit	4', 6', 8'	1/8" Stainless Steel Cable (316 Marine Grade)	4', 6', 8'	36", 42"	Top Rail, Mounts (2), and Installation Instructions* Cable is ordered separately	36" = 11 42" = 13

**\*Notes:** One Support Baluster and (2) Brackets are also included with all 6' and 8' Sections.

### Features



Boxed Kits - Cable not included




Support Baluster included with all 6' and 8' Sections





The Bella Cavo C91 two-rail system combines refined design with added support, making it an excellent choice for a variety of outdoor applications. With both a top and bottom rail and 316L marine-grade stainless steel cables in between, this system delivers durability and elegance, complementing today's architectural trends while maintaining a clear, open view.

## BELLA CAVO (C91)



6' x 42" T Section Shown

## Product Details

Models	Section Type	Straight Section Lengths	Infill	Stair Section Lengths	Heights	Kits Include	Cables per Section
Bella Cavo (C91)	Boxed Kit	4', 6', 8'	1/8" Stainless Steel Cable (316 Marine Grade)	4', 6', 8'	36", 42"	Top and Bottom Rails, Mounts (4), and Installation Instructions* Cable is ordered separately	36" = 10 42" = 12

**\*Notes:** One Support Baluster and (2) Brackets are also included with all 6' and 8' Sections. One Railing Support is also included with all C91 8' Straight Sections.

## Features



Boxed Kits - Cable not included



Support Baluster included with all 6' and 8' Sections



# BELLA CAVO™

## POSTS

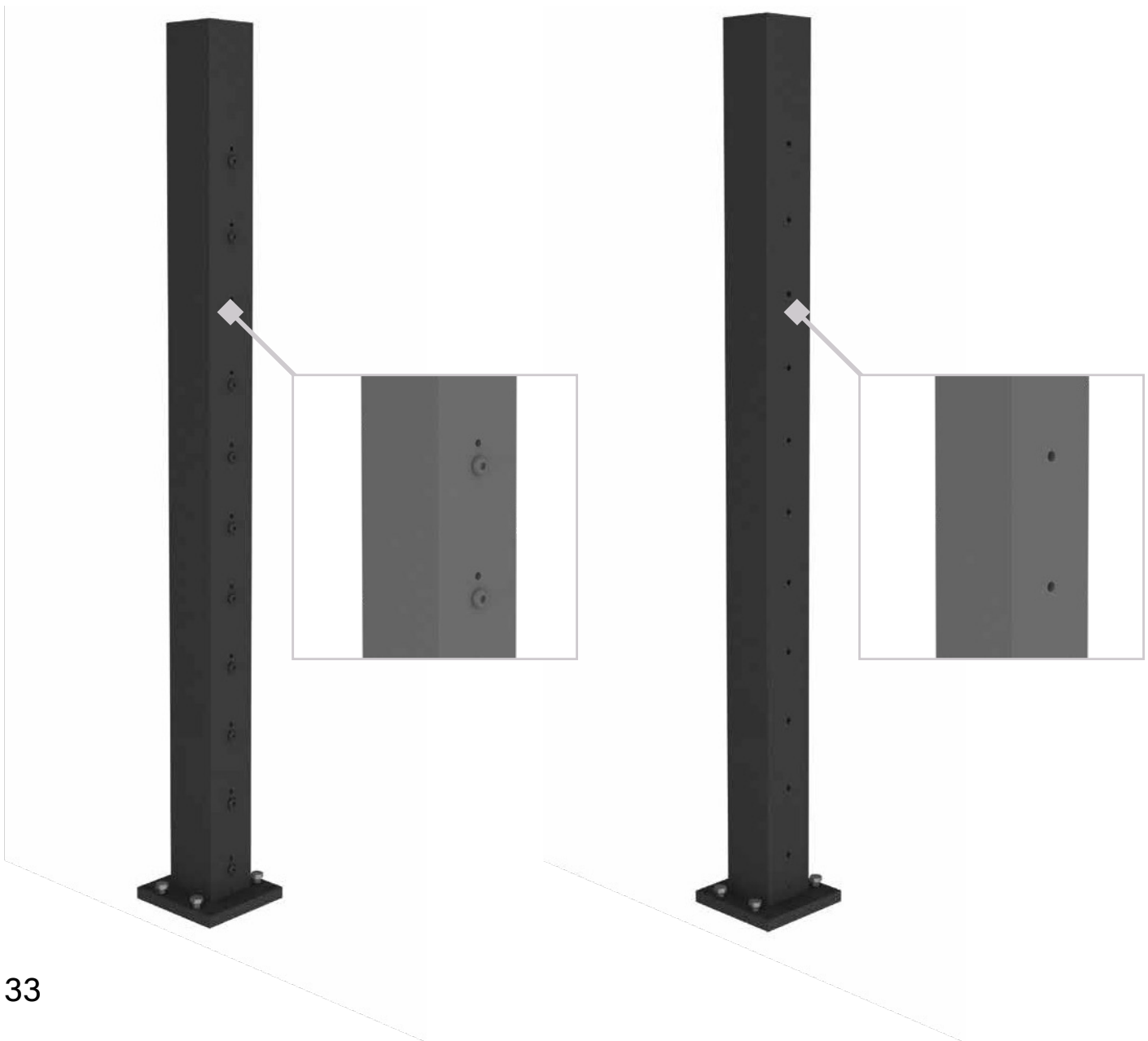
The Bella Cavo Horizontal Cable Railing system offers two types of posts to ensure a clean and streamlined installation: Tension Posts and Non-Tension Posts (also referred to as Through Posts).

### Tension Post

Tension Posts, designed for the start or end of a cable run, come equipped with built-in tension mechanisms for ease of installation and a secure fit. Available as corner and end posts, these posts are essential for maintaining proper cable tension.

### Non Tension Post

Non-Tension Posts provide critical mid-section support, allowing the cable to pass through seamlessly. These are offered as line and corner posts, ensuring flexibility in design while maintaining the modern aesthetic and durability Bella Cavo is known for.





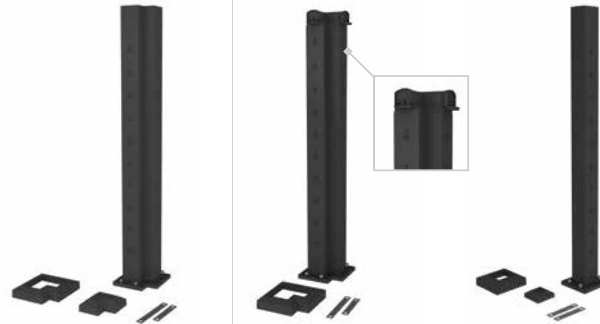


## Tension Post Kits

Post Kits include:

- Post
- Flat Cap\*
- 2-piece Post Flair

\*Caps are not included with Crossover Post Kits.



	2-1/2" x 4" Corner Post (.125" wall)	2-1/2" x 4" Crossover Corner Post (.125" wall)	2-1/2" End Post (.125" wall)
Straight Post Heights	38", 44"	36", 42"	38", 44"
Stair Post Heights	N/A	N/A	39-1/2", 45-1/2"

## Non Tension Post Kits

Post Kits include:

- Post
- Flat Cap\*
- 2-piece Post Flair

\*Caps are not included with Crossover Post Kits.




	2-1/2" Line Post (.125" wall)	2-1/2" Crossover Line Post (.125" wall)	2-1/2" x 4" Corner Post (.125" wall)	2-1/2" x 4" Crossover Corner Post (.125" wall)	2-1/2" Corner Post (.125" wall)	2-1/2" Crossover Corner Post (.125" wall)
Straight Post Heights	38", 44"	36", 42"	38", 44"	36", 42"	38", 44"	36", 42"
Stair Post Heights	39-1/2", 45-1/2"	36", 42"	N/A	N/A	N/A	N/A



# GATES & ACCESSORIES



## Gates



Matching Adjustable Gates in 36"W and 48"W Single Gate Openings

## Gate Hardware



Tru Close Hinge



Kwik Fit Hinge



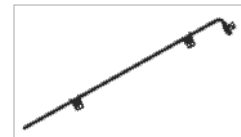
Medium Duty Hinge



Magna-Latch  
Vertical Pull



Gravity Latch



Canebolt (Drop Pin Kit)

## Cable



Available in 250',  
500', and 1000' Rolls

## Caps



2-1/2" Flat Cap



2-1/2" x 4" Flat Cap

## Flairs




2-1/2" Flair



2-1/2" x 4" Flair

## Tools




Lacing Needle



Deluxe Lacing Tool



Corner Lacing  
Needle



Bella Cavo™ Tool Kit




# SCREENRAIL

Expand your living area and enjoy the outdoors without the insects . Westbury® ScreenRail is offered as a structural balcony railing system, a heavy-duty kick panel system, or a mid-rail system allowing you to customize ScreenRail to fit your needs .

Features include easy to assemble sections, assembled universal single and double doors (right or left hand hinge) with heavy-duty frame, and durable flat spline to secure the screen .

With a Lifetime Limited Warranty, ScreenRail is a premium system designed to expand your living area by bringing the outdoors into your home .



Balcony Railing System



Heavy Duty Kick Panel System



Mid-Rail System



# GATES & HARDWARE


DSI offers matching gates for most Westbury® Aluminum Railing styles\*. Gates allow the flexibility to “enclose” your railing area, keeping your family safe from stair hazards and your pets limited to your deck or patio area . All Westbury® C Series gates, with the exception of Veranda (a welded gate), are adjustable .

\*We suggest a Tuscany Gate with the Montego Railing .



Montego Railing with Tuscany Gate

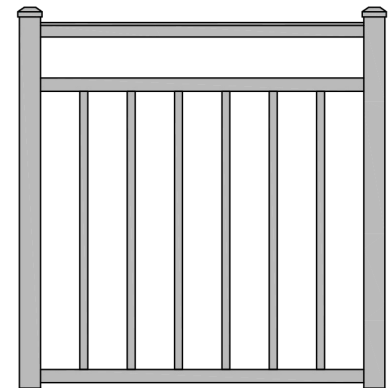
## Adjustable Gates



**Tuscany Series**  
36"W, 48"W, and 60"W Openings




**VertiCable®** 36"W, 48"W, and  
60"W Openings



**Riviera Series** 36"W, 48"W,  
and 60"W Openings

## Welded Gates



**Veranda**  
36"W, 48"W, and 60"W Openings  
1/4" Tempered Glass

## Latches



Lokk Latch



Lokk Latch  
Deluxe



Magna-Latch  
Vertical Pull



Lokk Latch  
Magnetic



Gravity  
Latch

## Hinges



Tru Close  
Hinge



Kwik Fit  
Hinge



Medium  
Duty Hinge

## Canebolt



Canebolt (Drop Pin Kit)



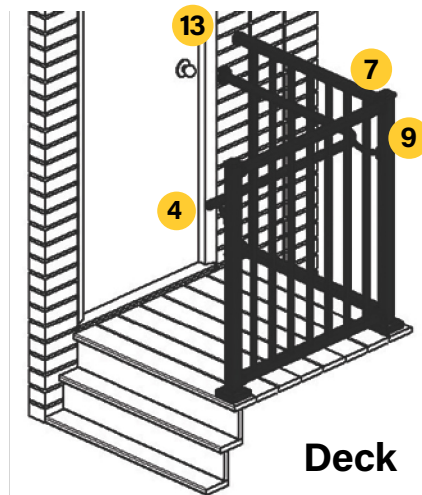
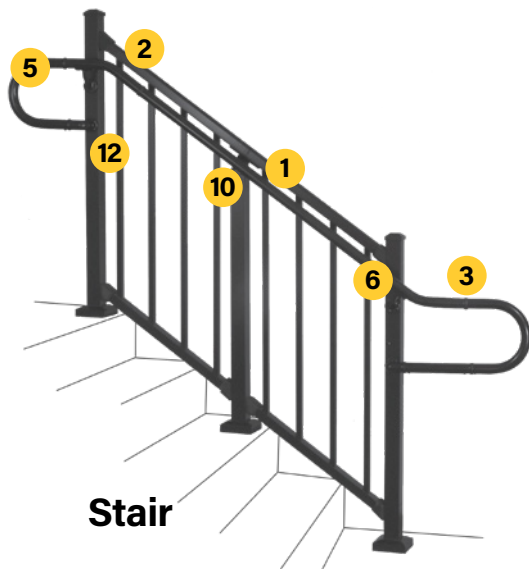
# ADA CONTINUOUS HANDRAIL

ADA Continuous Handrail is designed to assist individuals with accessibility and mobility concerns . This system offers versatile components and accessories providing the perfect safety solution for stairways, ramps, and decks . ADA Continuous Handrail is easy to install on any surface and is compatible with new or existing railing systems .

Available in 12 Standard DSI Colors Aluminum  
(shown on page 2) .



## Installation Examples




Inside Corner Mount  
& 90° Elbow Detail



Extended Wall Mount Detail



90° Welded Elbow Detail



# DRINK RAIL ADAPTER

Turn your Westbury® Aluminum Railing Top Rail into the perfect spot for your morning cup of coffee or cool afternoon drink while enjoying your outdoor living space .

This sturdy adapter is ready to install with pre-drilled holes, allowing for a fast installation . Once attached just add the material of your choice and you are ready to enjoy your new space .




Supports Wood or Composite Deck Board (Deck Board Not Included)



Underside view of the Seamless Integration of the Drink Rail system



Solid Wall Construction for Strength & Durability





# RAIL MOUNTS

## Standard Wall Mounts:

1-4 pack or 1-6 pack is included with each straight railing section .

A 4 pack contains (2) top mounts, (2) bottom mounts, and screws .

A 6 pack contains (2) top mounts, (4) mid/bottom mounts, and screws .



## Standard Stair Mounts:

1-4 pack or 1-6 pack is included with each stair railing section .

A 4 pack contains (2) top mounts, (2) bottom mounts, and screws .

A 6 pack contains (2) top mounts, (4) mid/bottom mounts, and screws .

For Stair Racking information visit [westburyrailing.com](http://westburyrailing.com)




## Optional Specialty Mounts:

### Stair Double Swivel Mounts

Available as a 2 pack or 3 pack . These mounts are not included with sections .

A 2 pack contains (1) top mount, (1) bottom mount, and screws .

A 3 pack contains (1) top mount, (1) mid mount, (1) bottom mount, and screws .



Available as a 4 pack or 6 pack . These mounts are not included with sections .

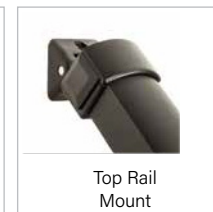
A 4 pack contains (2) top mounts, (2) bottom mounts, and screws .

A 6 pack contains (2) top mounts, (4) mid/bottom mounts, and screws .

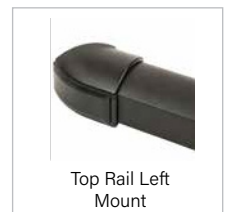
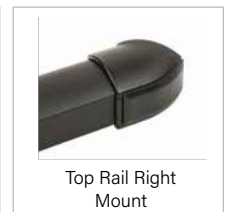
### Angle Swivel Mounts



### Stair Swivel Mounts



### 45° Angle Mounts\*



## Round Column Adapter Kits:

Available as a 4 pack or 6 pack . These adapter kits are not included with sections .

A 4 pack contains (2) top adapters (2) bottom adapters

A 6 pack contains (2) top adapters (4) mid/bottom adapters

### Smooth




### Fluted



\*IRC Approved

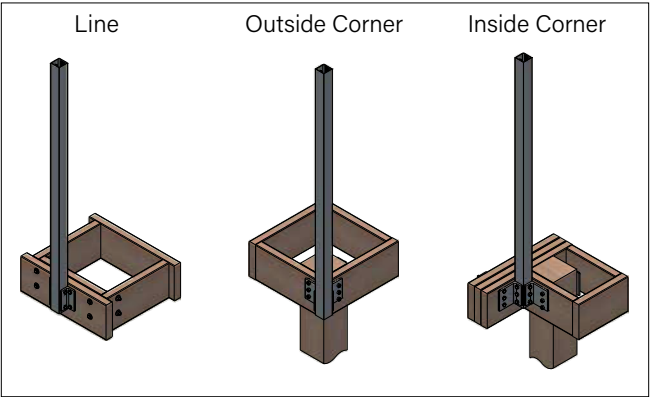
# POSTS & POST ACCESSORIES

## Fascia Mount Posts 2" x 2" x .093"




	Line Post	Corner Post
Height	61"	61"
Code Compliance	IRC Approved	IRC Approved


## Installation Examples



## Fascia Mount Bracket Kits



Bracket Kit for Line Post



Bracket Kit for Corner Post

## Fascia Mount Support Bracket



Support Bracket for Rail Support



## Crossover Adapters for 2" Posts



Level Crossover†



Corner Crossover†



Stair Crossover†

†Patent No. 8,998,175



# POSTS WITH PLATES



	Residential 2" Post (.090" wall)	Residential 2" Crossover Post (.090" wall)	Residential 2" Corner Crossover Post (.090" wall)	2" Heavy Duty Post (.093" wall)	2" Heavy Duty Crossover Post (.093" wall)
Heights	37", 43", 47", 53"	36", 42"	36", 42"	37", 43", 47", 53"	36", 42"
Post Kit Available	•	•	•	•	•
Code Compliance				IRC Approved	IRC Approved




	2" Heavy Duty Corner Crossover Post (.093" wall)	2-1/2" Post (.125" wall)	2-1/2" Power Post (.125" wall)	2-1/2" Crossover Power Post (.125" wall)	2-1/2" Corner Crossover Power Post (.125" wall)
Heights	36", 42"	37", 43", 47", 53"	37", 43", 47", 53"	36", 42"	36", 42"
Post Kit Available	•		•	•	•
Code Compliance	IRC Approved		IRC, IBC, and Miami Dade Approved	IRC, IBC, and Miami Dade Approved	



	3" Post (.095" wall)	4" Post (.125" wall)	4" Deco Post (.090" wall)	6" Post (.110" wall)	6" Deco Post (.090" wall)
Heights	37", 43", 47", 53"	37", 43", 47", 53"	37", 43", 47", 53"	37", 43", 47", 53"	37", 43", 47", 53"
Post Kit Available	•	•			
Code Compliance	IRC Approved	IRC and IBC Approved		IRC Approved	

# SUPPORT POSTS



	4" Post (.125" wall)	4" Deco Post (.090" wall)	6" Post (.110" wall)	6" Deco Post (.090" wall)
Heights	8-1/2', 10', 11'	8', 9', 10'	8', 9', 10'	8', 9', 10'
Inside Dimension	3-3/4"	3-3/4"	5-3/4"	5-3/4"
ASD Capacity* (Allowable Axial Loads)	8-1/2' = 17,738 lbf 10' = 16,644 lbf 11' = 14,305 lbf	8' = 13,531 lbf 9' = 12,751 lbf 10' = 11,970 lbf	8' = 25,093 lbf 9' = 25,093 lbf 10' = 25,093 lbf	8' = 16,543 lbf 9' = 16,543 lbf 10' = 16,543 lbf

\*Weight values are Actual Calculated Allowable Loads




# CORE DRILL POSTS & POST SLEEVES

## Core Drill Posts

						
	Residential 2" Post (.090" wall)	Residential 2" Crossover Post (.090" wall)	2" Heavy Duty Post (.093" wall)	2" Heavy Duty Crossover Post (.093" wall)	2-1/2" Power Post (.125" wall)	2-1/2" Crossover Power Post (.125" wall)
Heights	45", 51", 55", 61"	42", 48"	45", 51", 55", 61"	42", 48"	45", 51", 55", 61"	42", 48"

## Post Sleeves

				
	4" Post (.125" wall)	4" Deco Post (.065" wall)	6" Post (.110" wall)	6" Deco Post (.090" wall)
Heights	37", 43", 47", 53"	37", 43", 47", 53"	37", 43", 47", 53"	37", 43", 47", 53"
Inside Dimension	3-3/4"	3-5/8"	5-3/4"	5-3/4"

# POST KITS

Westbury® Aluminum Railing Post Kits contain all the components necessary to assemble a railing post . Kits eliminate the need to order post components by providing everything in one box .

**Post Kits** are available in a variety of post sizes (see charts on page 21) .

Post Kits Include:

- Post
- Flat Cap\*
- 2-piece Post Flair

**Assembled Post Kits** are available for VertiCable® Sections without mounts and Tuscany Assembled Sections . Kits come with mounts attached to the post reducing installation time . Assembled Post Kits are available for a variety of post types (see chart below) . Assembled Kits Include:

- Post with Section Mounts Attached
- Flat Cap\*
- 2-piece Post Flair

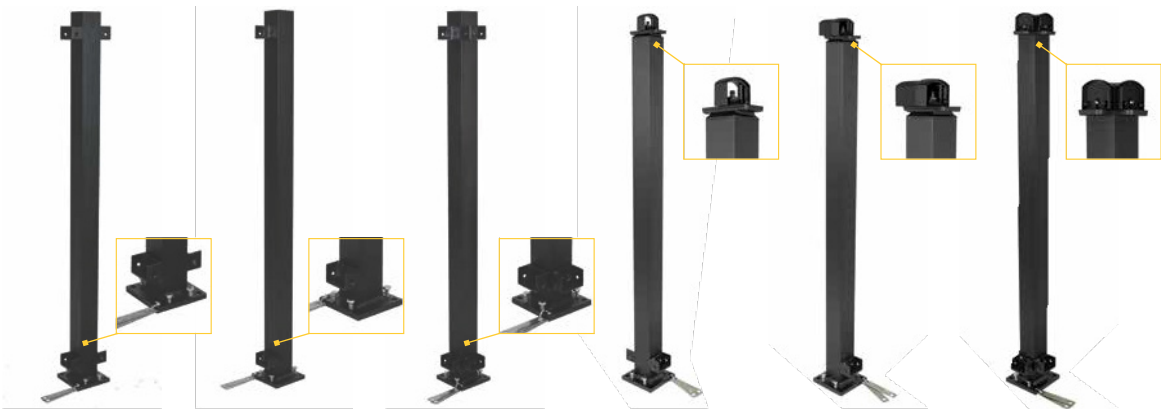


Post Kit

Assembled Post Kit

## Assembled Post Kits w/Adjustable Plates 2" x 2" x .090"

Assembled Kits are available in four Powdered Coated Colors: Black Fine Texture, Bronze Fine Texture, White Fine Texture, and Gloss White .



	Line Post	End Post	Corner Post	Crossover Line Post	Crossover End Post	Crossover Corner Post
Heights	37", 43"	37", 43"	37", 43"	36", 42"	36", 42"	36", 42"

\*Caps are not included with Crossover Post Kits .



# POST ACCESSORIES

## Caps




Flat Cap  
2", 2-1/2", 3", 4", 6"



Ball Cap  
2", 2-1/2", 4"

## Flair



Flair (2-piece)  
2", 2-1/2", 3", 4", 6"

## Magenta Star® Lighting

Magenta Star® Ornamental Low Voltage Lights . Visit [magenastar.com](http://magenastar.com) for more information .



Post Cap Light  
2", 2-1/2", 3", 4"



Downward  
Post Cap Light  
2", 2-1/2", 3", 4"



Combo Post  
Cap Light 2",  
2-1/2", 3", 4"



Side Light



Tear Drop  
Side Light



Riser Light

## Accessories



Top Rail  
End Cap



Top Rail End Cover  
for Crossover Post



Adjustable  
Rail Support



2" Heavy Duty Post  
Backer Plate For IRC  
Code Approved Wood  
Deck Installation



Tie Down Bracket  
with Cover (Set of  
2)



Touch Up Paint  
Spray, Pen, or Bottle



Bracket Mounting  
Template  
For 2", 2-1/2", 3", & 4" Posts



**1895 East Commercial Ave.**

**Lowell, IN 46356**

**219.696.8936**

**[tricreek.com](http://tricreek.com)**