



TRI-CREEK
YOUR HOME IMPROVEMENT CENTER



Koch Cabinets



June 2024



Table of Contents



Koch Classic



Koch Express



Midland



because the kitchen is the heart of the home...

At Koch Cabinets, we take pride in our family-owned business roots since 1989, based in Seneca, Kansas. We understand the importance of your kitchen - it's where meals are shared, memories are made, and conversations flow.

Our commitment is to provide you with high-quality cabinets that not only reflect your style, but also stand the test of time. Whether your taste leans towards traditional, contemporary, or somewhere in between, we have a wide range of options to suit your needs.

Thank you for choosing Koch Cabinets to be a part of your home. We look forward to helping you create a kitchen that's both functional and beautiful, where moments are cherished for years to come.

- Jim Koch, President





Island: Fairway, Paint Grade, Fog

ELEVATE YOUR SPACE WITH QUALITY CRAFTSMANSHIP

At Koch Cabinets, we take pride in our reputation for quality craftsmanship, dedication to service, and commitment to providing cabinetry that embodies both beauty and strength. Our skilled artisans meticulously attend to every detail, from the selection of high-quality woods and veneers to professional finishing touches. The result is cabinetry that is built like fine furniture, blending timeless elegance with enduring durability. Experience the difference of American-made cabinetry that makes a lasting impression.



Fairway, Paint Grade, White



Windsor15-Red Oak-Golden

Explore the possibilities!

The Express Series has the variety of door styles, wood species and finishes that will enhance any room in your home, at prices you will love!



Camden-Birch-Java



Windsor15-Rustic Birch-Sienna

Modern, Traditional
or Rustic, let your
creative style become
a reality.

KOCH CLASSIC

Door styles.

Explore our extensive array of styles, designed to transport you seamlessly from Country to Traditional, Rustic to Contemporary, Transitional to Craftsman. Whether you're seeking to reflect your personality or enhance any decorating scheme, our diverse selection ensures the perfect match for your home. Elevate your space and add an extra layer of charm and detail by selecting from our seven available finishing techniques to accessorize your doors. Discover how our cabinets not only complement your style but also add significant value to your home.



ASPEN15
Birch, Chestnut



AUGUSTA15
Paint Grade,
Foxhall Green



BEDFORD Rift
White Oak, Russet



BRISTOL
Beech, Sienna



CENTENNIAL15
Knotty Alder, Pecan



CHARLESTON15
Paint Grade,
Ivory



EASTON
Rustic Beech, Briarwood



FAIRWAY
Cherry, Mocha



FRANKLIN
Paint Grade,
Charcoal Blue



HASTINGS15
Maple, Almond



LIBERTY
Birch, Pecan



MADISON15
Rustic Birch, Frontier



NORFOLK15
Beech, Natural



ORLEANS
Paint Grade,
Capri



PLATEAU
Paint Grade,
Frost



PRAIRIE
Birch, Driftwood



REGENCY
Birch, Taupe




RIDGEGATE
Birch, Smoky Blue



SAVANNAH15
White Oak, Briarwood



SENECA
Birch, Stone



SUMMERHILL
Paint Grade,
Dusk



VICKSBURG
Distress Rustic,
Cherry, Natural

Wood species.

Experience the natural beauty of wood in every detail with our meticulous approach to craftsmanship. At Koch Cabinets, we select only the finest solid wood and wood veneers to showcase the rich grains and unique characteristics of each species in our doors.

To preserve and enhance this natural beauty, we employ a multi-step finishing process that includes hand sanding, precise application techniques, and curing in baking ovens. This attention to detail ensures that your cabinets not only look stunning but also stand the test of time, adding warmth and elegance to your home for years to come.



BEECH



RUSTIC
BEECH



BIRCH



RUSTIC
BIRCH



CHERRY



RUSTIC
CHERRY



HICKORY



RUSTIC
HICKORY



KNOTTY
ALDER



MAPLE



WHITE OAK



RIFT WHITE
OAK

DYE STAINS

For a professional finish on your two-tone woods, choose our Dye Stains. Dark and rich in color, they ensure even coats, enhancing the natural beauty of your woodwork.



PLATEAU
HICKORY
CHESTNUT



VICKSBURG
RUSTIC BEECH
FRONTIER



BEDFORD
BIRCH
MOCHA

WIPING STAINS

Our wiping stain is expertly applied via spray, then meticulously hand wiped for uniform coverage across the wood surface, ensuring the stain will bring out the natural beauty and characteristics of the wood.



CHARLESTON15
KNOTTY ALDER
PECAN



LIBERTY RIFT
WHITE OAK
BROWN SEPIA



MADISON15
HICKORY
SIENNA



PLATEAU
WHITE OAK
RUSSET

NATURAL & UNFINISHED

The majority of wood species come in both Natural and Unfinished options to cater to your preferences and project needs.



SAVANNAH15
HICKORY
NATURAL



EASTON
BIRCH
UNFINISHED



PRAIRIE
KNOTTY ALDER
NATURAL



CHARLESTON15
CHERRY
UNFINISHED

ANTIQUE STAIN

Our antique stain combines paint and stain to impart a weathered, rustic appearance to your woodwork, adding timeless charm to your project.



EASTON
BIRCH WHITE
DRIFT



NORFOLK15
BIRCH CAPRI
DRIFT



FAIRWAY
RUSTIC BEECH
FOG DRIFT



SENECA
BIRCH DUSK
DRIFT


Finishes.



SAVANNAH15 PG
SMOKY BLUE




BEDFORD
PG OYSTER



PRAIRIE
PG BLACK



SUMMERHILL
PG FOG



ASPEN15 EASTON BRISTOL PG IVORY PG WHITE PG FROST
UMBER HIGHLIGHT SMOKE HIGHLIGHT EBONY HIGHLIGHT



RIDGEGATE BIRCH,
BRIARWOOD PENCIL
GLAZE



SAVANNAH15 BRISTOL BEECH, DRIFTWOOD
MAPLE, SIENNA BLACK ACCENT
CHOCOLATE ACCENT



PAINTS

Experience the smoothness and durability of our tinted conversion varnish paints, making them an exceptional option for kitchens or as standout accent pieces in any space.

HIGHLIGHTS (FOR PAINTS ONLY)

Highlights are achieved by using a flow pen instrument to delicately apply color to the intricate details of profiled areas on painted cabinets, adding depth and character to your cabinetry.

PENCIL GLAZE

To achieve Pencil Glaze, we utilize a precise flow pen instrument to delicately apply glaze to the intricate details in profiled areas, enhancing the beauty and depth of your surfaces.

ACCENT GLAZE

Our Accent Glaze, meticulously hand-applied, imbues each door with its own unique personality. The intricacy of the molding dictates the level of definition, ensuring a distinct and captivating finish.




Koch Express

Proudly Made in the U.S.A.

ExpressDoor Styles



Plymouth-Birch-Ivory Edge
profile-Plymouth, Raised Panel Wood
Species: Birch



Hartford950-Red Oak-Golden Edge
profile-950, Flat Panel Wood Species: Red
Oak, Birch, Rustic Birch




Bridgeport950-Birch-Stone
Edge profile-950, Raised Panel
Wood Species: Birch



Lexington-Birch-Chestnut (Black Trace)
Edge Profile-Lexington, Flat Panel
Wood Species: Birch



Camden-Birch-Frontier
Edge Profile-Shaker, Flat Panel Wood
Species: Red Oak, Birch, Rustic Birch



Windsor15-Birch-Fog Edge
Profile-Shaker, Flat Panel Wood Species:
Red Oak, Birch, Rustic Birch



Gianna-Rustic Birch-Briarwood
Edge Profile-Shaker, Flat Panel
Wood Species: Birch, Rustic Birch




Camden-Birch-Mocha

Midland CABINETRY BY KOCH & CO




PIONEER DOOR STYLE - STAINS & PAINTS



Arctic

Cashew

Coffee



Dusk

Espresso

Nutmeg




Pebble

Saddle

Taupe

HIGHLAND DOOR STYLE - PAINTS ONLY



Arctic

Dusk

Taupe



Brothers Jim and Dan Koch (pronounced Cook) grew up on a farm in rural Kansas with their seven siblings, where hard work and dedication were instilled in them by their parents. In 1989, with support from their uncle, Fred Koch, they purchased their first building and founded Koch and Company. Their love of woodworking led them to creating a world class cabinet and door manufacturing firm with the focus on providing a quality product, that was made in the U.S.A., at an affordable price.

Jim Koch and his brother Barry are now the driving force behind Koch and Company, with four additional siblings also involved in the family business. While Koch and Company has grown steadily since it opened, adding twelve manufacturing plants, they still have that home town family atmosphere.

CABINET CONSTRUCTION

1. 3/4" x 1 1/2" hardwood face frames with glued and pocket screwed joints.
2. 3/8" particle board back with maple print interior.
3. 3/8" particle board sides, tops and bottoms with maple print interior.
4. 5/8" particle board shelving with maple print on both sides and one edge.
All shelves are adjustable with base cabinets having 1/2 depth shelves, supported by shelf clips.

The Pioneer door style has 3/16" engineered, veneered flat panel with 2 1/4" hardwood stiles and rails. The Highland door style has 3/4" engineered wood panel with softened edges.

6. One piece adjustable door hinge with an option to upgrade to softclose.
7. End skins will be a closely matching print to the finish selection.

The standard finish consists of a non-wiping stain, a coat of self sealing conversion varnish, and a top coat of conversion varnish. This finish process is considered to be one of the best in the cabinetry business.

9. 3/4" hardwood drawer fronts, painted maple will be 3/4" HDF fronts.
10. Self adjusting epoxy coated 3/4 extension side mount drawer guides.

Upgrade to a Blum 7/8 extension under-mount soft close track.

Base drawer boxes will have a 1/2" rabbeted 9 ply drawer with a 1/4" floor and 3/4" extension side mount. A Dovetail drawer box with Blum 7/8 extension under-mount soft close track is an available upgrade option.

Choose between a standard cabinet overlay or a modified full overlay.



Base Cabinet

Wall Cabinet





TRI-CREEK
YOUR HOME IMPROVEMENT CENTER

**1895 East
Commercial Ave.
Lowell, IN 46356**

219.696.8936

tricreek.com

