

400 & A-SERIES COMPLEMENTARY CASEMENT WINDOWS



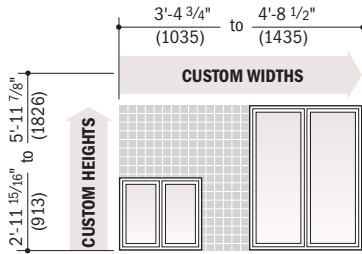
Shapes and Sizes

Choose left, right or stationary as viewed from the exterior. Standard sizes are available for casement windows along with the custom sizing shown below. Picture and transom windows are also available. For standard sizes, minimum rough opening dimensions and opening specifications, contact your Andersen supplier.

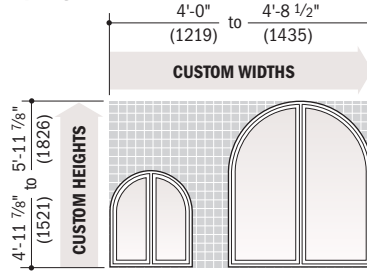


Custom-size windows are available in 1/8" (3) increments between minimum and maximum widths and heights. Some restrictions apply. Standard sizes are also available.

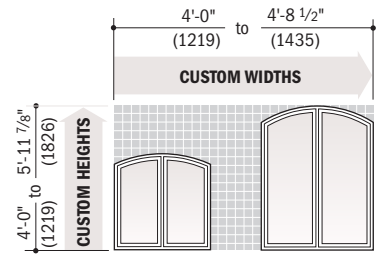
French Casement



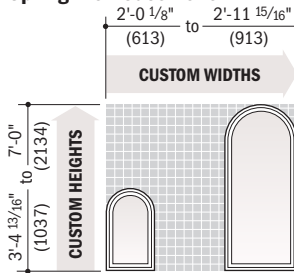
Springline™ French Casement



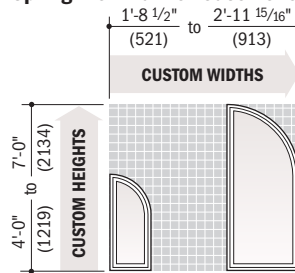
Arch French Casement



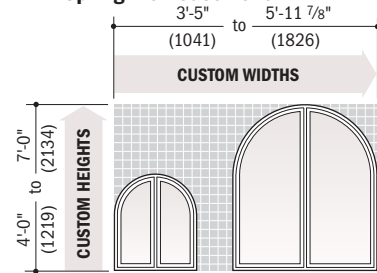
Springline™ Casement*



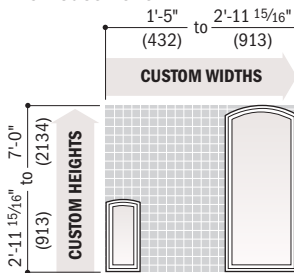
Springline™ Flanker Casement*



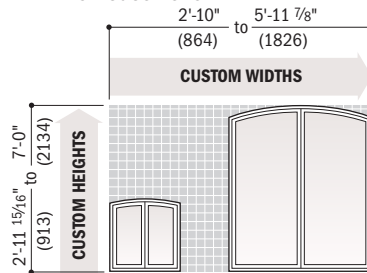
Twin Springline™ Casement*



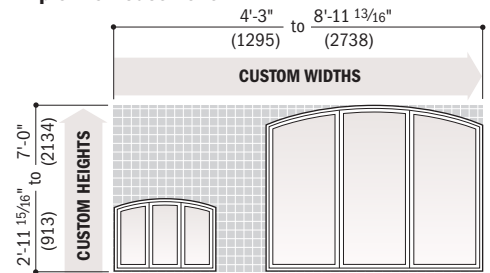
Arch Casement*



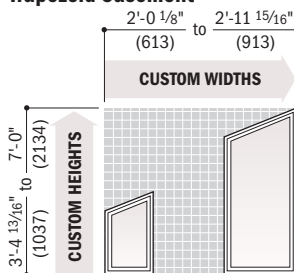
Twin Arch Casement*



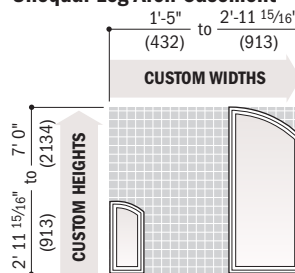
Triple Arch Casement*



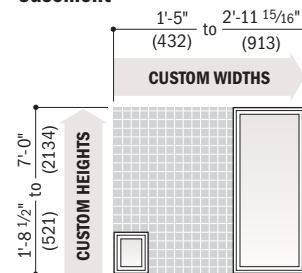
Trapezoid Casement*



Unequal Leg Arch Casement



Casement



* Rough openings may need to be increased to allow for use of building wraps, flashing, sill panning, brackets, fasteners or other items.

* Dimensions in parentheses are in millimeters.

* For exterior wall cladding that extends beyond the face of the window, there may be a reduction in the amount of opening "swing" when the top of the sash touches the wall cladding.