



THE BELMONT



THE BELMONT SERIES

The Belmont Series from Alliance Window Systems® offers exceptional quality, features, and benefits with many styles and configurations to choose from. The Belmont Series from Alliance Window Systems® are engineered and manufactured to meet Northern Energy Star ratings. All Belmont Series windows feature our InnovativE® insulated glass with double strength glass as a standard. Available in white and tan colors with the option to utilize one of our 12 standard exterior colors in all configurations.

All Alliance Windows by Midway come with our exclusive Assurance Plus* Limited Lifetime Warranty.



BELMONT

HUNG WINDOW FEATURES

- Cam lock draws sashes closer together for a positive lock
- Integral interlock at meeting rail
- Heavy walled PVC framing
- Closed-cell compression seal at sloped sill
- Tri-Fin weather strip: three layers of weather stripping are standard on all sashes
- 3/4" Insulated glass for optimal energy efficiency
- InnovativE® Warm Edge Spacer and High-Performance Low-E glass with argon gas fill
- Double strength glass is standard
- Three layers of weather stripping are standard on all sashes
- Constant force coil balance
- Full lift rails
- Balance covers

SINGLE-HUNG

One vertically sliding lower sash that tilts in for cleaning and one fixed upper glass.



DOUBLE-HUNG

Two vertically sliding sashes that tilt to the inside for easy cleaning.



CASEMENT

- Sash opens completely, so windows can be cleaned from inside your home
- All components are corrosion resistant, providing years of trouble-free performance
- Multi-Point Locking System locks sash at multiple points – for utmost security
- Three layers of weather stripping assure effective barrier to air and water penetration
- Top rated hardware system allows even the largest casements to be smooth and effortlessly operated
- Narrow frame allows maximum exposed glass area
- 3/4" Insulating glass provides optimum energy efficiency
- Innovative® Warm Edge Spacer and High-Performance glass utilizes Low-E coating specifically engineered for local requirements



PICTURE WINDOW FEATURES

Let more natural light into your home with a **Belmont Series Picture Window**. *Picture Windows* are non-operable windows that pair beautifully with our standard operable windows. Alone or combined with other windows, a *Picture Window* is an excellent way to showcase your view. A **Belmont Series Picture Window** is a beautiful addition to any home.



SLIDER WINDOW FEATURES

- Cam lock action draws sashes closer together for a positive lock
- Integral interlock at meeting rail
- Heavy walled PVC frame
- 3/4" Insulating glass provides optimum energy efficiency
- InnovativE® Warm Edge Spacer and High-Performance Low-E glass with argon gas fill



SINGLE-VENT

One horizontally sliding sash that lifts out to the inside for cleaning and one fixed glass



TWIN-VENT

Two horizontally sliding sashes that lift up and out to the inside for cleaning.



3-LITE SLIDER


In our *3-Lite Slider*, the center lite is stationary while the ends are operable.

REPLACEMENT PATIO DOOR



- The *Alliance Replacement Patio Door* was designed with a maximum glass area to capture the light while conquering the elements. Through design and engineering, the door displays exceptional strength while minimizing frame area
- The *Alliance Replacement Patio Door's* "easy touch" operation allows moveable panels to glide smoothly with minimum effort. The panels lock simply and securely with the highest quality hardware.

EXTERIOR COLORS



WHITE



TAN



CLAY



ROYAL
BROWN



TERRA
BRONZE



DARK
BRONZE



BLACK



METALLIC
SILVER



GUNMETAL



ARCTIC
BLUE



IVORY
CREAM



FOREST
GREEN

Choose from 12 popular exterior colors. Custom colors are available – We'll match any color

NOTE: Colors in brochure may differ slightly from actual colors.


INTERIOR COLORS



WHITE



TAN



BLACK

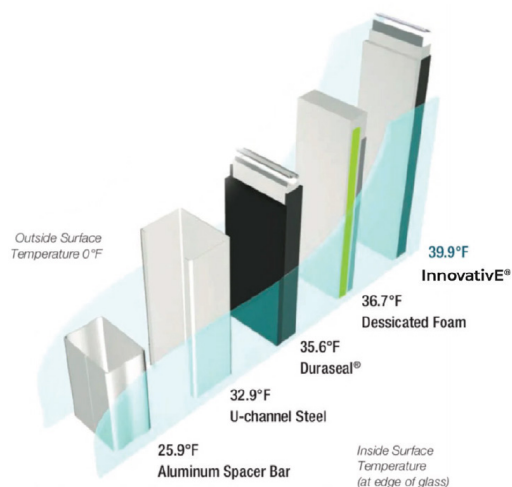
Chose from three beautiful interior colors.

NOTE: Colors in brochure may differ slightly from actual colors.

SPACER PERFORMANCE

Innovative® Warm Edge Spacers are the best spacer in comparison testing with other commonly used insulated glass systems. **Innovative® Warm Edge Spacers** yield a lower window U-value, up to 0.03 over other less efficient systems. **Innovative® Warm Edge Spacers** mean room comfort and energy savings for you.

Condensation Resistance: No spacer system can eliminate condensation, but **Innovative® Warm Edge Spacers** reduces conductivity by 50% over other warm edge spacers. Reducing conductivity also reduces condensation.



GRIDS

We have several grid options to enhance the look of your window.



Between the Glass

5/8" Flat Style Grids are color matched to the interior and exterior colors.

Our 11/16" Contour Grids are available in White or Tan.

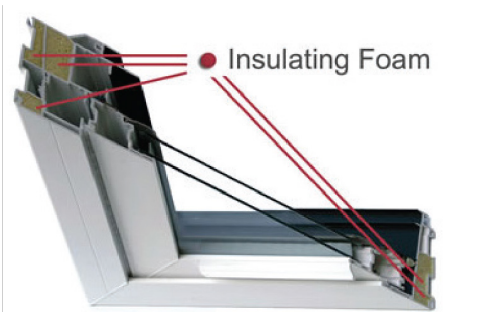
Simulated Divided Lites

Crafted of durable 1-1/4" PVC, Simulated Divided Lites are located on the outside and inside of the glass and provide the appearance of individual panes of glass.



CLEAR-VUE SCREENS

The premium mesh screening increases the transmission of natural light and enhances airflow while maximizing outward visibility. It also provides enhanced insect protection.



FOAM-IN-FRAME

- Adds strength and rigidity to the frame
- Enhances sound deadening qualities of the frame
- Enhances energy efficiency of frame through increased thermal performance
- Foam fills the entire cavity to provide complete coverage without voids



**1895 East Commercial Ave.
Lowell, IN 46356**

